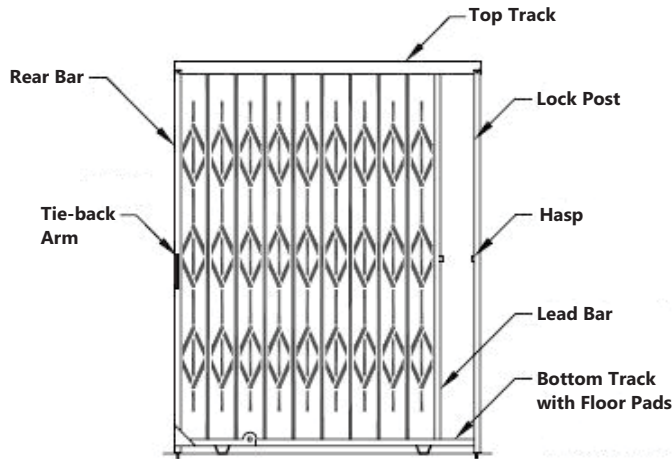
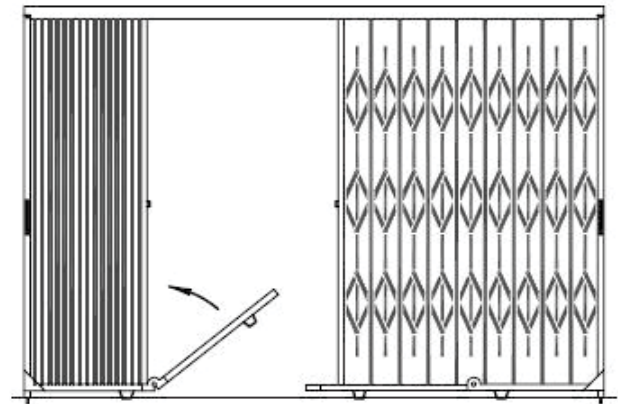


CGFGT FOLDING GATES

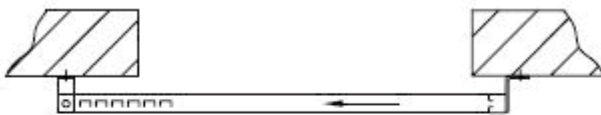
"All Gates may look alike! Only a CITY-GATE is built to last"



Single Gate



Bi-Parting Gate (With hinged bottom track)



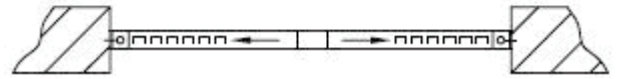
Face Mount



Face Mount



Between Jambs



Between Jambs

SPECIFICATIONS

MAXIMUM SIZE 16 ft. wide (single gate) or 32 ft. wide (bi-parting gate), 12 ft. high

GATE BODY alternating vertical 11 gauge steel channels and intermediate 3/16" steel flat bars, spaced approximately 5" apart, with 3 rows of 3/16" steel lattice bars riveted together through zinc plated steel washers and traveling on formed steel clips

LEAD AND REAR BARS 14 gauge formed steel box channels

LOCKING hasp suitable for padlocking gate in closed position (full height lock post on single gate), pivoting steel tie-back arm to hold gate in open position

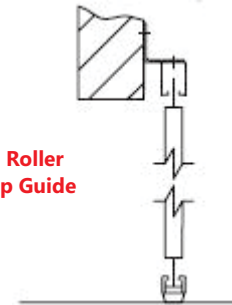
BOTTOM ROLLERS machined steel ball bearing non-swivel double-wheel rollers in 14 gauge formed steel box channel bottom track with rubber floor pads

TOP GUIDE full height vertical 11 gauge steel channels traveling through 14 gauge formed steel box channel top track

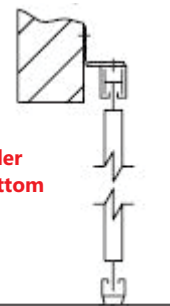
FINISH factory applied black, bronze or gray paint

WARRANTY one year limited warranty (excluding finish)

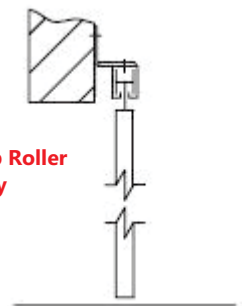
Bottom Roller with Top Guide



Top Roller with Bottom Guide



Top Roller only



CITY-GATES™
QUEENS, N.Y.
718 939-9700