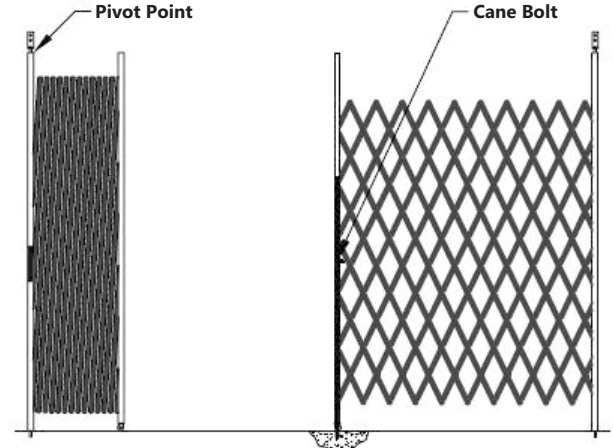
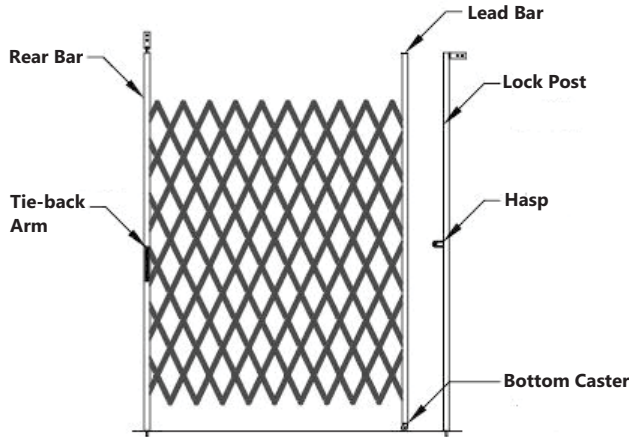


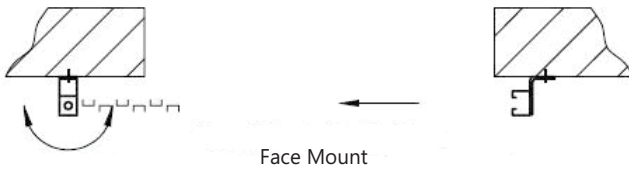
CGFGLT MODEL

"All Gates may look alike! Only a CITY-GATE is built to last"

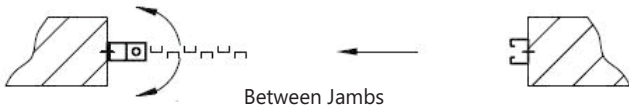


Single Gate

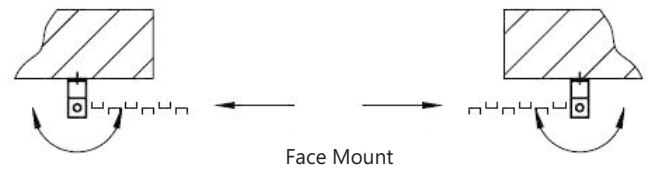
Bi-Parting Gate




Face Mount



Between Jamb



Face Mount



Between Jamb

SPECIFICATIONS

MAXIMUM SIZE 13 ft. wide (single gate) or 26 ft. wide (bi-parting gate), 6' ft. high (extended)

GATE BODY diagonal 14 gauge steel lattice channels in a diamond pattern, spaced approximately 6" apart, riveted back to back through zinc plated steel washers between channels, non-metallic vertical rollers enclosed in lead and rear bars, vertical intermediate supports on single gate sections over 8 ft. wide

LEAD AND REAR BARS 14 gauge formed steel box channels

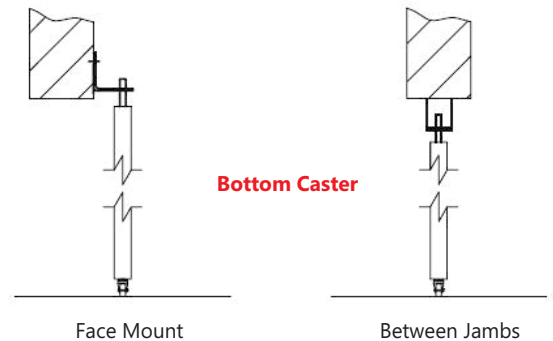
GATE PIVOT malleable iron casting at top and bottom of rear bar

LOCKING hasp suitable for padlocking gate in closed position (full height lock post on single gate), 3/4" cane bolt on lead bar of bi-parting gate or intermediate support on single gate, pivoting steel tie-back arm to hold gate in open position

BOTTOM CASTER hard rubber 2" swivel caster on bottom of lead bar

FINISH hot dip galvanized, or factory applied black, bronze or gray paint

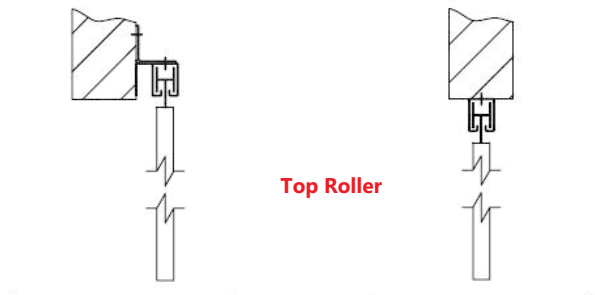
WARRANTY one year limited warranty (excluding finish)



Bottom Caster

Face Mount

Between Jamb



Top Roller



CITY-GATES™
QUEENS, N.Y.
718 939-9700

15-20 129th Street College Point, NY 11356

718-939-9700 • 212-233-9700 • Fax 718-353-0724 • INTERNET: www.citygatesusa.com