



PRODUCTS SERVICES CLIENTS CONTACT US

Products


Locking Devices

Product List



Maxi Armor Red Guard

Model G.W.D. 13B-60L
Model G.W.D. 13G-60L



Rectangle Haspin Lock

for number 70 lock
Model M17-70L




**Extra Strong
Heavy Duty Haspin**
Model G.W.D./R.D.L. 15-2L




Tubular Bell Lock with Eye Bolts

Model G.W.D. 90-L




Armor Plated Cylinder Lock for Bottom Rails

Model G.W.D. 9 Single
Model G.W.D. 5-5 Double




L & R Cylinder Lock

Model G.W.D. 8 C.L.R.




2-Way Dead Bolt Cylinder Lock

Model G.W.D. 8 D.B.L.



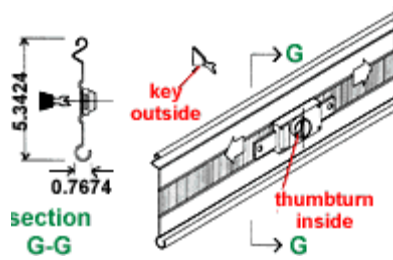
Maximum Security Screw Type Floor Lock

for 70mm locks
Model G.W.D. 3-70L



Super 2-Eye Bolt Floor Lock

Model G.W.D. 2-Eye-90L



Emergency Exit Locking Device

This special locking device is used for emergency exits only. Features a cylinder lock on one side (usually outside) and a thumb turn on the other side (usually inside).

[Products](#)

[Services](#)

[Clients](#)

[Contact Us](#)

[Home](#)



15-20 129th Street, College Point, NY 11356
Phone: 718-939-9700 or 212-233-9700 Fax: 718-353-0724